



lumini Solucoes em Iluminacao LTDA
www.lumini.com.br
Email: laboratorio@lumini.com.br
Tel: +55 11 3437-5555 Fax: +55 11 3437-5555
Address: Rua Ferreira Viana, 716 - Socorro - São Paulo/SP

lumini

LumCAT:

Luminaire: fresta a w

LampCAT: modulo led 2W 30K irc 90

Ballast type: led driver 700mA

Report No:

Voltage(V): 127.9100

Test No:

Current(A): 0.0530

Number of Lamps: 1

Power (W): 3.0050

Lamp flux(lm): 240.0

PF: 0.4450

Length(mm): 4

Width(mm): 20

Phm Type: C

Height(mm): 0

Photometric Results

Lumens(lm): 37.64, Efficiency(%): 15.68% , Luminous Efficacy(lm/W): 12.53

Central intensity(cd): 0.000, Maximum intensity(cd): 67.225

Angle of maximum intensity: C=90.0 γ =60.0

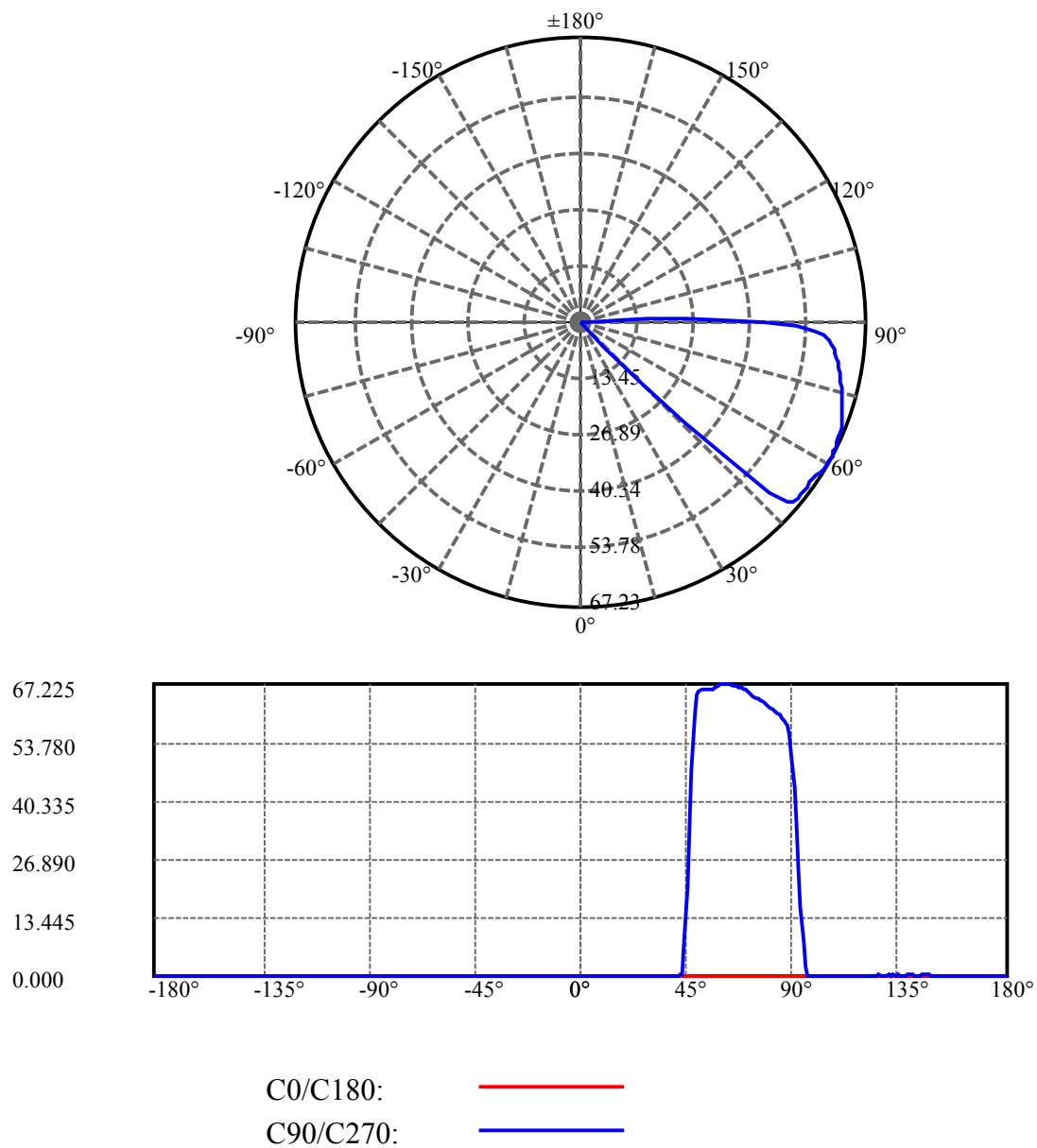
Beam angle of C90 plane : 135.11

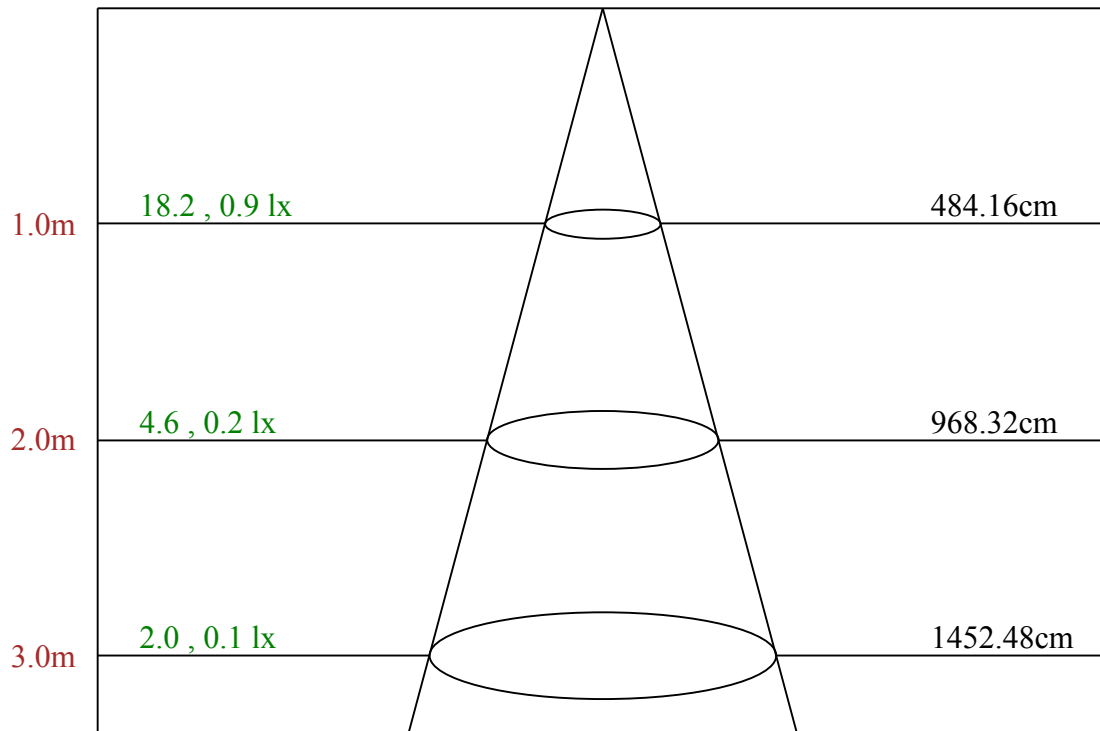
Average BeamAngle(IEC 61341): 180.10

Equipment: equipamento lumini
Temperature(°C): 25.5

Date: 07/05/2025
Humidity(%): 64.0%

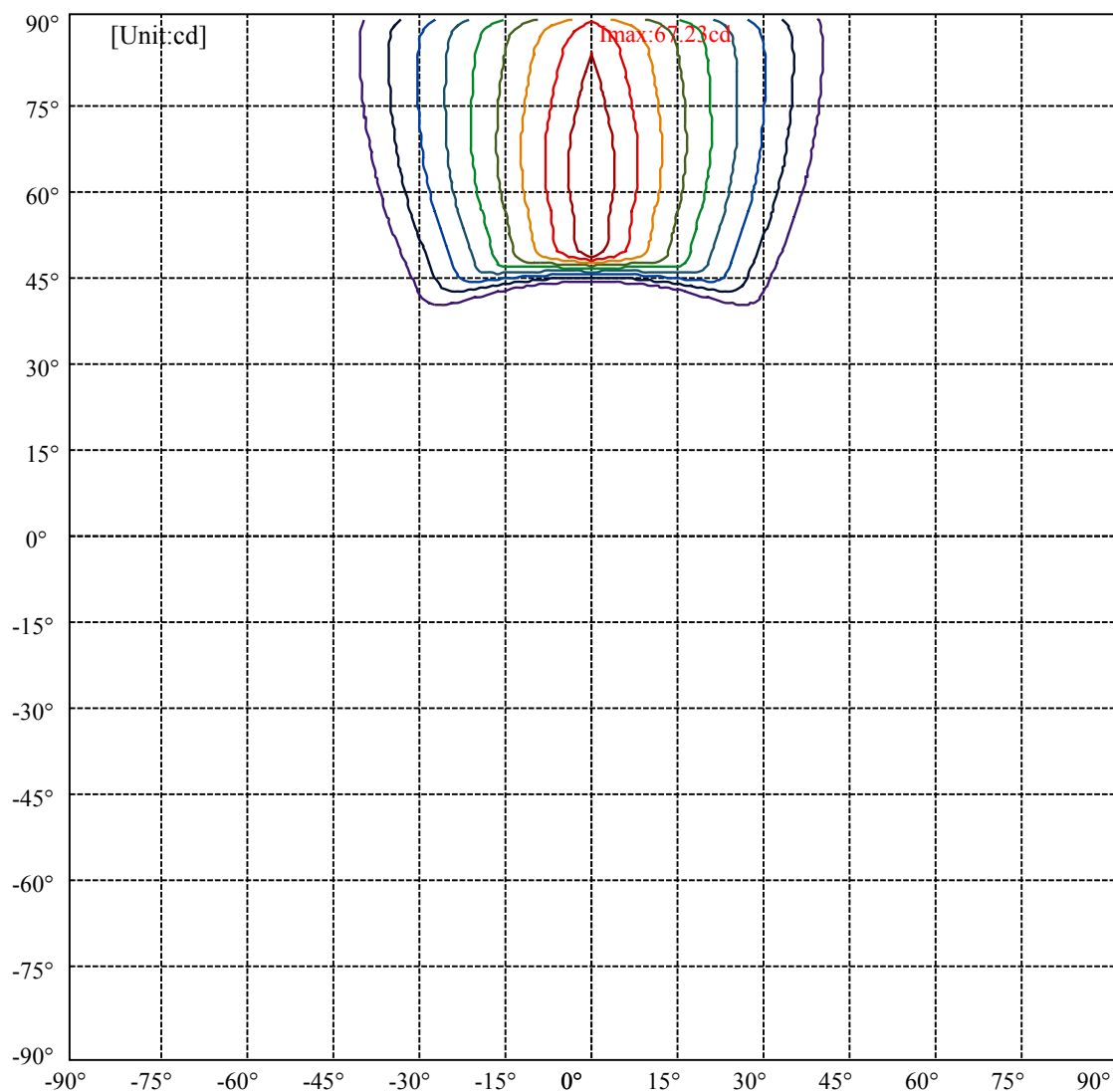
Operator: 01
Distance(m): 6.90





Max , Ave

Beam angle of C90 plane 135.11



(10%Imax) 6.72253	—
(20%Imax) 13.4451	—
(30%Imax) 20.1676	—
(40%Imax) 26.8901	—
(50%Imax) 33.6127	—
(60%Imax) 40.3352	—
(70%Imax) 47.0577	—
(80%Imax) 53.7803	—
(90%Imax) 60.5028	—

Luminance Table

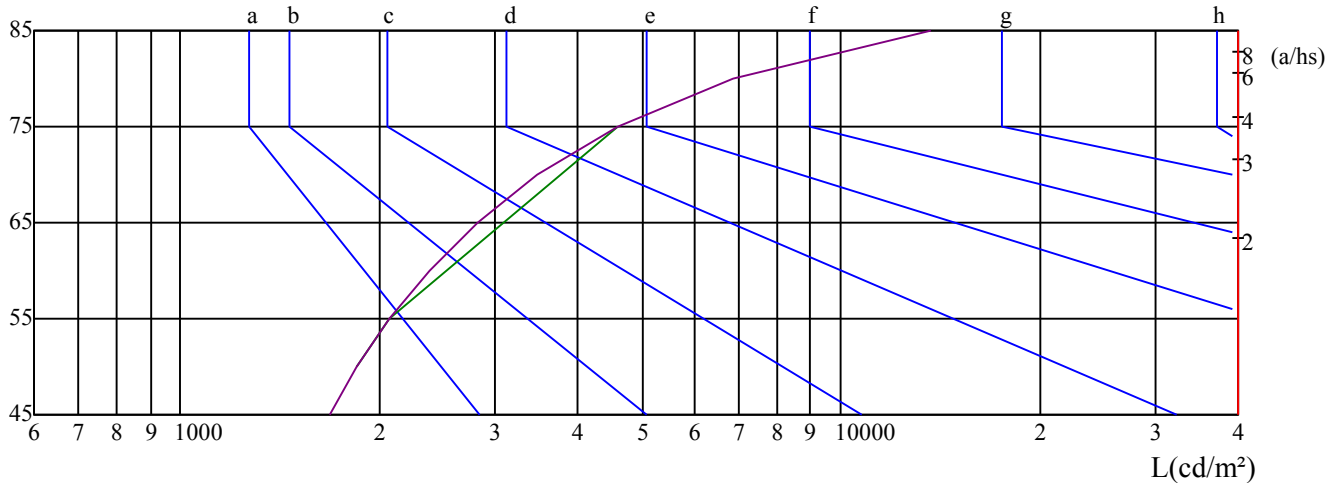
γ	45	50	55	60	65	70	75	80	85
C0	0	1852	2075	0	0	0	4599	0	0
C45	1683	1852	2075	2381	2816	3480	4599	6854	13657
C90	361061	1276747	1437033	1680633	1975685	2404720	3081177	4455344	8514880

L(Hor)(65)	L(Ver)(65)	L45(65)	L(Hor)(75)	L(Ver)(75)	L45(75)	L(Hor)(85)	L(Ver)(85)	L45(85)
1408	989250	4577	2299	1542888	7473	6828	4264269	20485

Glare Table

Glare	Quality	Service Values Illuminance(lx)							
1.15	A	2000	1000	500	≤ 300				
1.5	B		2000	1000	500	≤ 300			
1.85	C			2000	1000	500	≤ 300		
2.2	D				2000	1000	500	≤ 300	
2.55	E					2000	1000	500	≤ 300
		a	b	c	d	e	f	g	h

Luminance Limiting Curve

 $\gamma(^{\circ})$ 

C0 ———

C45 ———

C90 ———

Illumination assessment according UGR											
Rf of Ceiling	70	70	50	50	30	70	70	50	50	30	
Rf of Wall	50	30	50	30	30	50	30	50	30	30	
Rf of Floor	20	20	20	20	20	20	20	20	20	20	
Room dimensions		Viewed crosswise					Viewed endwise				
X	Y										
2H	2H	14.44	16.46	14.87	16.89	17.34	42.01	44.03	42.44	44.46	44.91
	3H	14.31	16.22	14.76	16.67	17.14	46.36	48.27	46.81	48.72	49.19
	4H	14.30	16.14	14.76	16.59	17.08	48.56	50.40	49.02	50.86	51.35
	6H	14.28	16.04	14.75	16.50	17.01	51.00	52.76	51.47	53.22	53.74
	8H	14.28	16.00	14.76	16.47	16.99	52.32	54.03	52.79	54.50	55.02
	12H	14.32	15.99	14.80	16.47	16.99	53.77	55.44	54.25	55.92	56.44
4H	2H	29.22	31.06	29.68	31.52	32.01	41.87	43.71	42.33	44.16	44.65
	3H	29.05	30.73	29.53	31.20	31.73	46.46	48.14	46.94	48.61	49.14
	4H	29.03	30.59	29.53	31.09	31.64	48.98	50.54	49.48	51.04	51.59
	6H	28.96	30.40	29.48	30.92	31.47	51.74	53.19	52.26	53.70	54.25
	8H	28.94	30.32	29.46	30.84	31.40	53.31	54.69	53.83	55.21	55.77
	12H	28.93	30.23	29.46	30.75	31.34	55.05	56.36	55.58	56.87	57.46
8H	4H	35.36	36.74	35.89	37.26	37.82	48.94	50.32	49.47	50.84	51.40
	6H	35.29	36.51	35.83	37.04	37.64	51.89	53.10	52.43	53.64	54.23
	8H	35.33	36.43	35.88	37.00	37.59	53.72	54.82	54.26	55.39	55.98
	12H	35.32	36.31	35.87	36.89	37.49	55.77	56.76	56.33	57.35	57.94
12H	4H	38.12	39.43	38.65	39.94	40.53	48.93	50.24	49.46	50.75	51.34
	6H	38.22	39.33	38.77	39.90	40.49	51.93	53.03	52.48	53.60	54.20
	8H	38.21	39.20	38.77	39.79	40.38	53.74	54.73	54.30	55.32	55.91
Variation with the observer position at spacings:											
S = 1.0H		0.2/-1.7					1.8/-5.9				
S = 1.5H		0.2/-1.8					1.9/-6.6				
S = 2.0H		0.3/-1.9					2.8/-6.2				
Standard tables:		BKBF					BK12				
Uncorrected UGR		36.2					15.6				

依据CIE Publ. 117 计算 UGR, S/H = 0.25